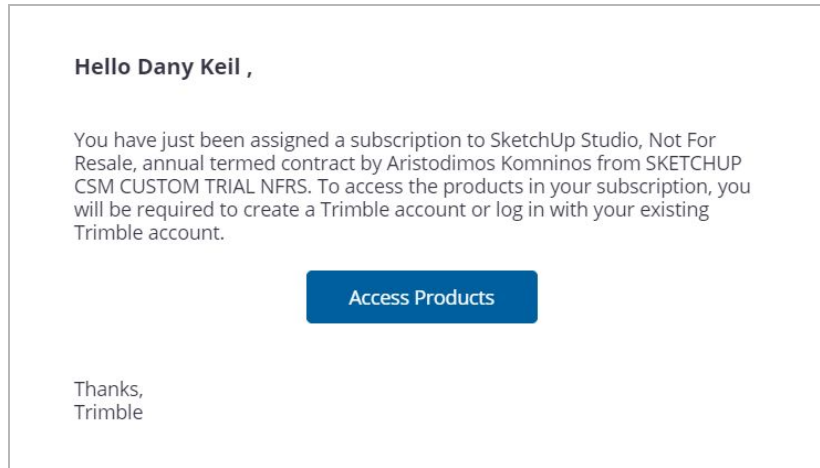


Get Started with your SketchUp
Subscription Entitlement.

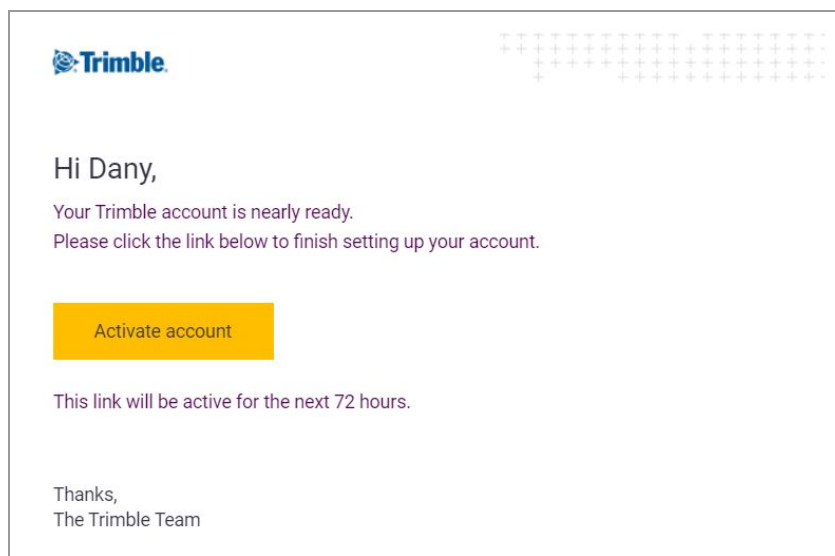


Trimble Email

When you are assigned a SketchUp Shop, Pro, or Studio subscription you will receive an email from noreply@trimblepaas.com that will be similar to this:



- If you did NOT have a Trimble ID associated with your email address at the time when your entitlement was assigned, a Trimble ID is automatically created for you.
- If that happens, you will receive a second email in your inbox from noreply_identity@trimblepaas.com that will be similar to this:




Trimble Account (TID) Activation email

- You MUST activate your Trimble ID within 72 hours of receiving this email by clicking on 'Activate account'. In the next step, you will be asked to create a password to be used when signing into any SketchUp or Trimble products and services.
- If you missed your 72-hour activation window, [click here](#) to receive a new activation link.

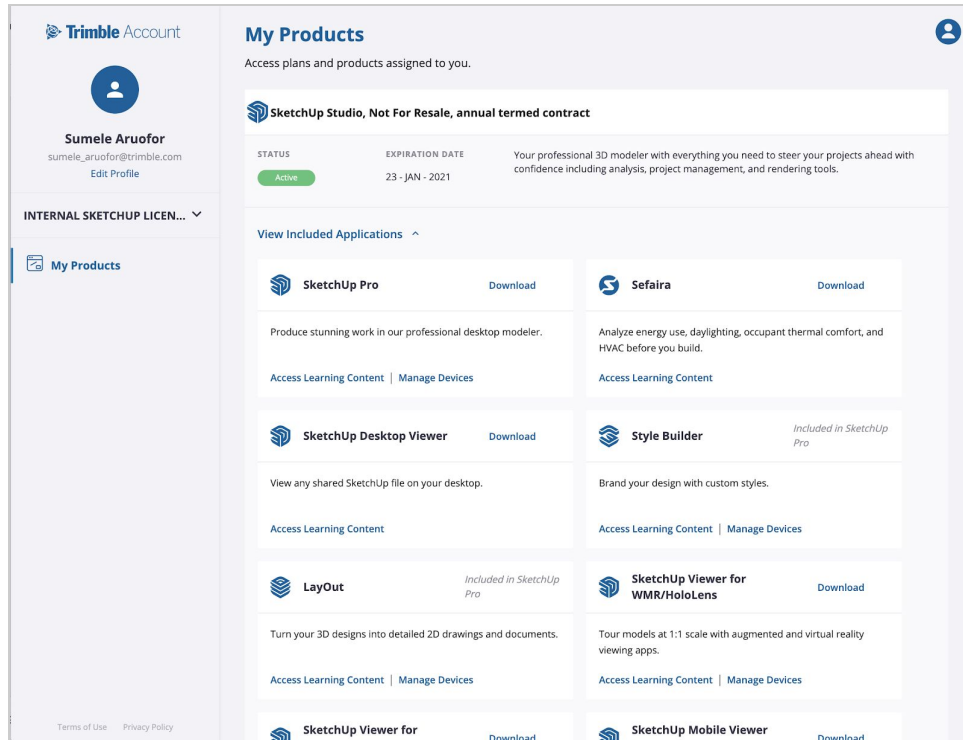
User Instructions

- Clicking the 'Access Products' link in the first email above will take you to your individual Account Management portal.
- You will be prompted to sign in with either a Trimble account, a Google ID, or Sign In with Apple. **You need to use the same email address that your subscription is associated with.** If you don't already have a Trimble Account, you will be asked to create one.

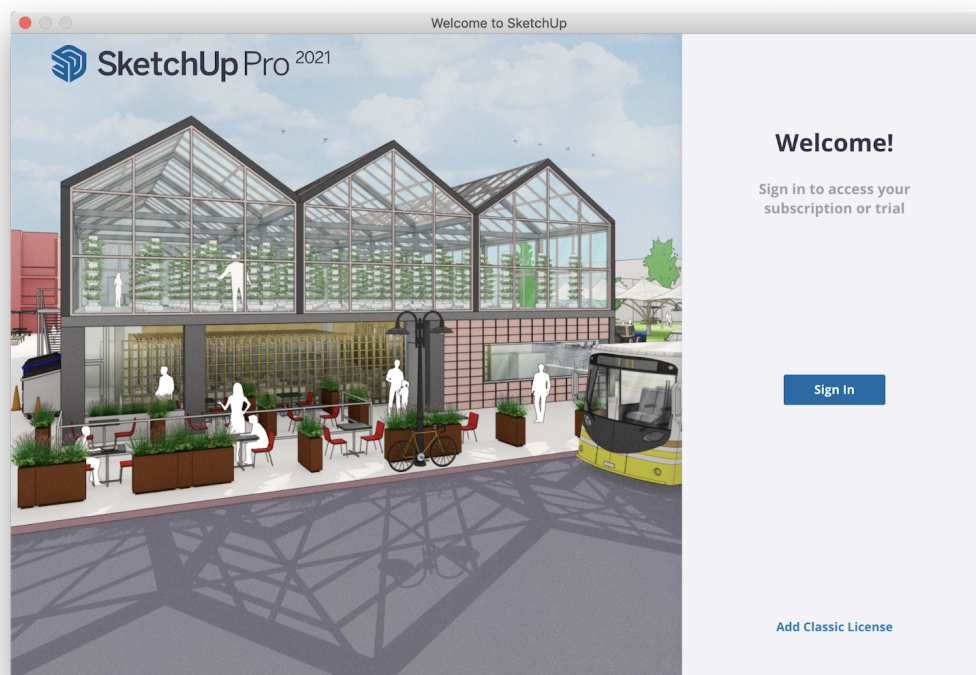


The screenshot shows the Trimble Account sign-in interface. At the top is the Trimble logo. Below it is the text "Sign in to Trimble Account". There is a text input field labeled "Email address". Below the input field is a yellow "Next" button. Underneath the button is the text "- OR -". Below that are two social login options: a black button with the Apple logo and the text "Sign in with Apple", and a white button with the Google logo and the text "Sign in with Google".

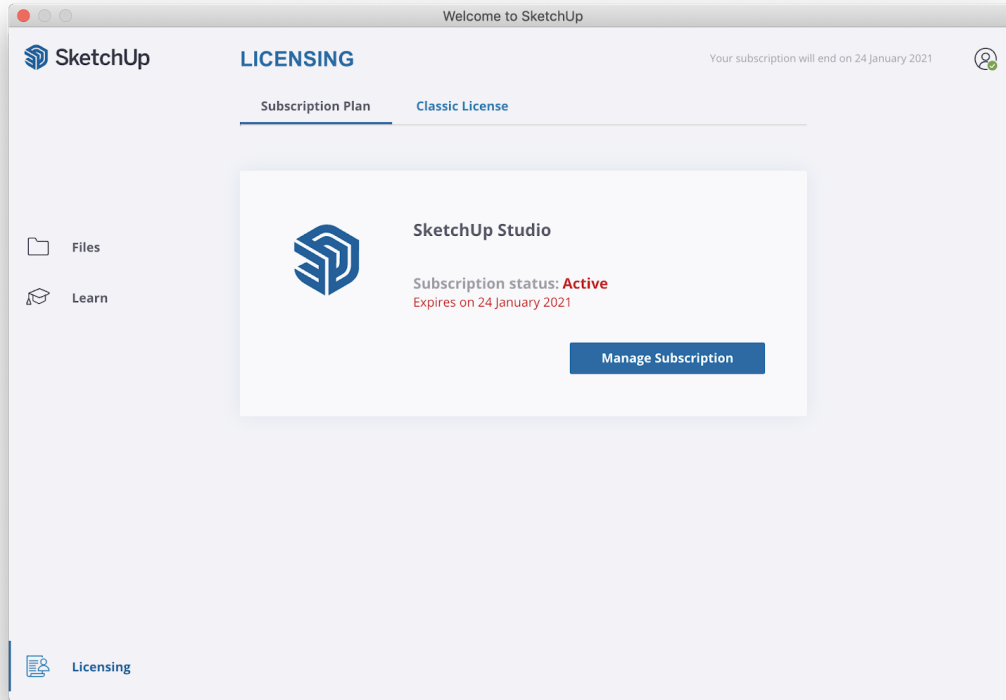
- Once signed in, you will see all of the products available for download by clicking the 'View Included Applications' dropdown:



- Download SketchUp Pro if needed [from this page](#). Open the program and then sign in with your Trimble ID credentials to launch SketchUp.



- Once in, you can check the status of your subscription by going to Help > Manage Licence:



- If you wish to download any of the other apps available to you, simply head to <https://www.sketchup.com/download/my-apps> and log-in with your Trimble ID.